


Copying a Template to Another Avatar

Copying a template to another page is a fast and simple way to use existing content for another brand avatar.


Even if you don't plan to use the content exactly as you originally created, this can make for a great way to have a starting template.

The process is very simple.


1. First visit your Content Templates Page

 or type unknown

2. Next, find the specific template you wish to copy and click the horizontal 3 dots on the far right side.

 or type unknown

3. After clicking there you will see the following box, to which you will click the "Copy to Another Page" item.

 or type unknown

4. Finally, you will see a window like below asking you to select which of your Brand Avatars you wish to receive this template copy. Make your selection and click "Copy Now".

 or type unknown

Revision #1

Created 7 October 2023 07:52:32 by Cindy

Updated 7 October 2023 07:53:36 by Cindy